



DAILY DIARY:
HEARTWARE™
HVAD™ SYSTEM

Medtronic



IT IS IMPORTANT TO MANAGE AND
MONITOR YOUR PHYSICAL AND
LVAD PARAMETERS CAREFULLY
**WHILE YOU HAVE THE
HEARTWARE™ HVAD™ SYSTEM IMPLANTED.**

Patient Information

Name: _____

Phone: _____

Date of implant: _____

Hospital Information

Name: _____

Physician: _____

Phone number: _____

VAD team / contact person: _____

Phone number: _____

Next Appointments

Date & time: _____

Date & time: _____

Date & time: _____

Reminder: Please bring your diary with you to each regular clinic visit.

The VAD team recommendations are (e.g. INR, blood pressure, dressing changes):

Call your VAD team when:

The HVAD System is a continuous flow device. This means there may be a narrow pulse pressure, which can make it difficult to obtain a blood pressure. The VAD Team will discuss with you the best way to obtain your blood pressure.

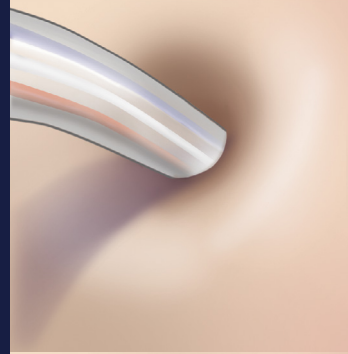
1. If you have a palpable radial pulse, a blood pressure cuff will be used to obtain the measurements that you should write down in the diary as SBP and DBP.
2. If you do not have a palpable radial pulse, a doppler and blood pressure cuff will be used to obtain the measurements that you should write down in the diary as doppler pressure.

DRIVELINE EXIT SITE EXAM

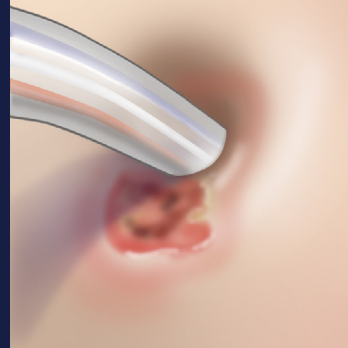
Check the exit site for signs of infection as part of every dressing change.

Record the site score (1-3) in the diary.

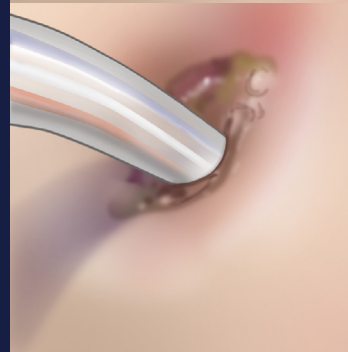
1. Normal driveline exit site
2. Superficial infection
3. Deep infection



✓ **Normal driveline exit site:**
No redness, tenderness or drainage.
Skin well incorporated (tight) to the driveline.



✗ **Superficial infection:**
Purulent (pus) drainage, tenderness and redness spreading around the exit site.
Skin may be pulling away from the driveline.



✗ **Deep infection:**
Increased drainage and redness, odor and painful.
Abscess deep to the incision around the driveline. Skin pulled away from the driveline.

Brief Statement: HVAD™ System

Refer to the "Instructions for Use" for detailed information regarding the implant procedure, indications, contraindications, warnings, precautions and potential adverse events prior to using this device. The IFU can be found at www.heartware.com/clinicians/instructions-use.

Medtronic
14400 NW 60th Ave
Miami Lakes, FL 33014
Telephone: (305) 364-1402
Fax: (954) 874-1401

heartware.com

©2017 Medtronic. All rights reserved.
Medtronic, Medtronic logo and Further,
Together are trademarks of Medtronic.
™*Third party brands are trademarks of
their respective owners.
All other brands are trademarks of a
Medtronic company.

INTL1109 Rev01 ©Medtronic 2017.
Framingham, MA. All Rights Reserved.
Printed in USA. 02/2017



Medtronic